

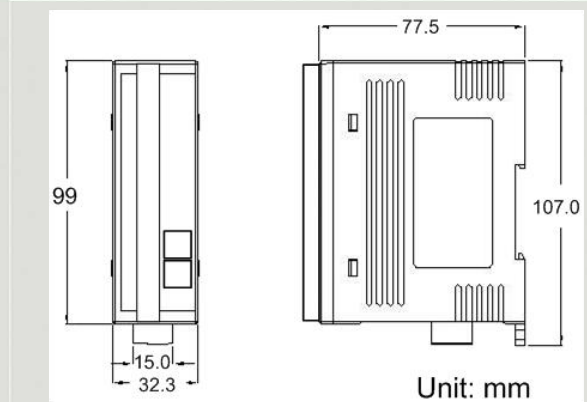


# DeviceNet Series Products

## 8-channel Thermocouple Input Module of DeviceNet Slave



**CAN-2018D**



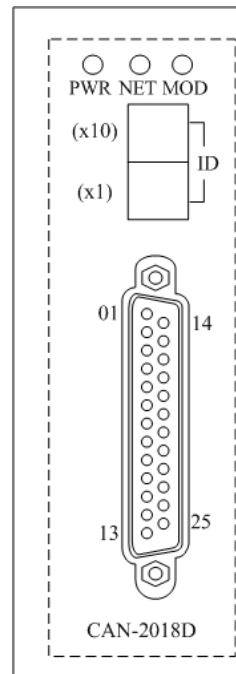
**Dimensions**

The CAN-2018D follows DeviceNet specification Volume I/II, Release 2.0. User can access the thermocouple input status and set the configuration via DeviceNet EDS file. This module has 8 differential thermocouple input channels. By the DeviceNet masters of ICP DAS, you can quickly build a DeviceNet network to approach your requirements.

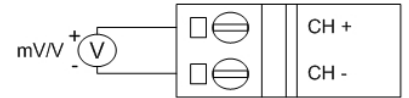
### Features

- DeviceNet general I/O slave devices
- Comply with DeviceNet specification Volume I, Release 2.0 & Volume II, Release 2.0, Errata 5
- Group 2 Only Server (non UCMM-capable)
- Support Predefined Master/Slave Connection Set
- Connection supported:
  - 1 connection for Explicit Messaging
  - 1 connection for Polled I/O
  - 1 connection for Bit-Strobe I/O connection
- Support DeviceNet heartbeat and shutdown messages
- Provide EDS file for DeviceNet master interface

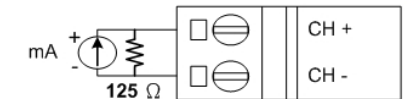
### I/O Pin & Wire Connection



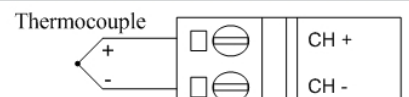
#### Voltage Input Wiring



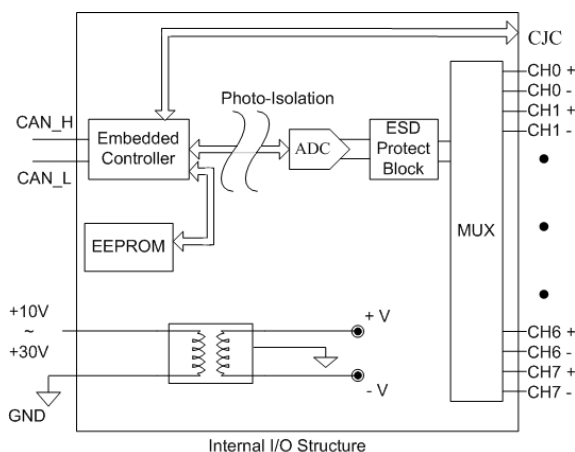
#### Current Input Wiring



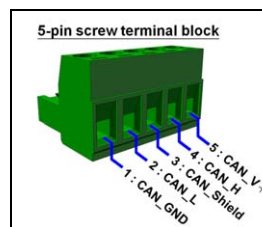
#### Thermocouple Input Wiring



### Internal I/O Structure



### CAN Pin & Baud Rate Rotary



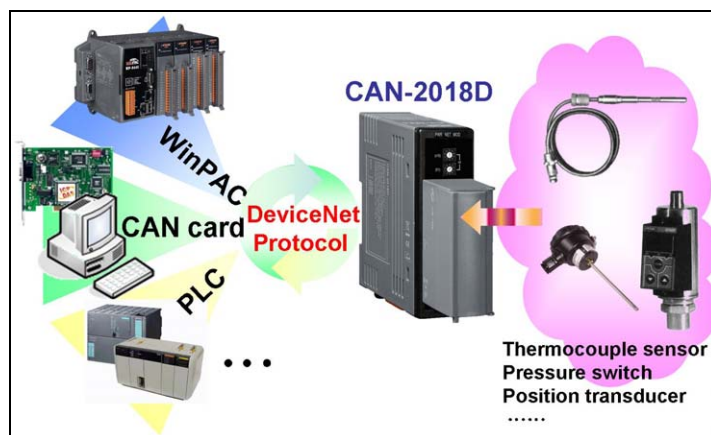
Baud rate rotary switch

Switch Value	Baud Rate
0	125 kbps
1	250 kbps
2	500 kbps

## Hardware Specifications

CAN Interface	
DeviceNet Specification	Volume I, Release 2.0 & Volume II, Release 2.0, Errata 5
DeviceNet subscribe	Group 2 Only Server
Connection supported	1 connection for Explicit Messaging 1 connection for Polled I/O 1 connection for Bit-Strobe I/O
Node ID	0~63 selected by rotary switch
Baud Rate (bps)	125 kbps, 250 kbps, 500 kbps
Heartbeat/Shutdown message	Yes
Terminal Resistor	Switch for 120 Ω terminal resistor
Analog Input	
Channels	8 Differential
Input Type	+/- 15mV, +/- 50mV, +/- 100mV, +/- 500mV, +/- 1V, +/- 2.5V -20mA ~ +20mA (Requires Optional External 125 Ω Resistor) Thermocouple (J, K, T, E, R, S, B, N, C)
Resolution	16-bit
Sampling Rate	10 Samples/ sec (Total)
Accuracy	+/-0.1% FSR
ESD Protection	4 kV Contact for each channel
LED	
Round LED	PWR LED, NET LED, MOD LED
Power	
Input range	Unregulated +10 ~ +30 V <sub>DC</sub>
Power Consumption	1.5 W
Mechanism	
Installation	DIN-Rail
Dimensions	33 mm x 99 mm x 78 mm (W x L x H)
Environment	
Operating Temp.	-25 ~ 75 °C
Storage Temp.	-30 ~ 80 °C
Humidity	10 ~ 90% RH, non-condensing

## Applications



## Ordering Information

<b>CAN-2018D/S</b>	DeviceNet Slave Module of 8-channel Thermocouple Input Include CAN-2018D module and a CN-1824 daughter board
--------------------	---